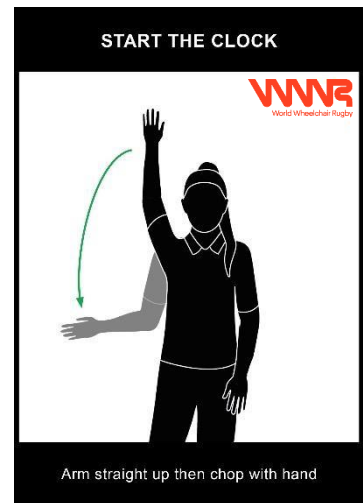


# WWR Official's Signal Document


August 2021

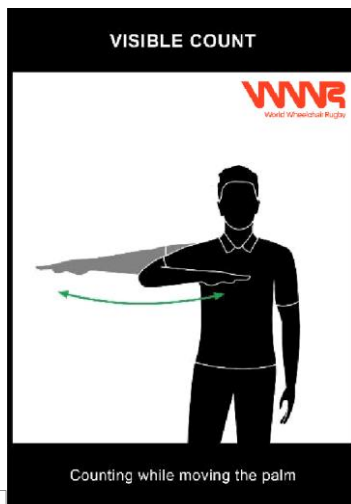
- The hand Signals in this document are the official hand signals for the WWR.
- All signals should be completed clearly and in sequence.
- It is important that all table officials are familiar with these signals.
- New/Updated official signals are highlighted throughout the document.

## Game Clock Signals



## Scoring and Informative





Updated in 2021



Updated in 2021

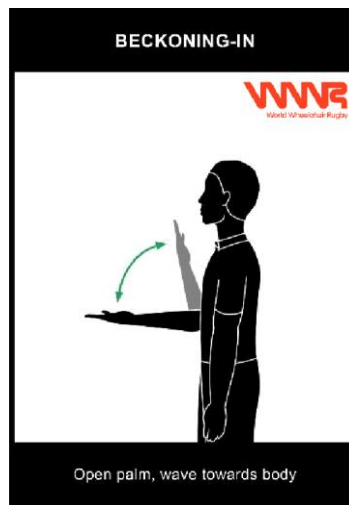


Updated in 2021



Updated in 2021

## Time Outs and Substitutions



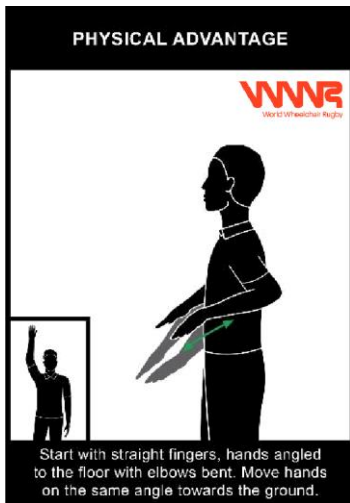
Updated in 2021



Updated in 2021

# Violations

**PHYSICAL ADVANTAGE**



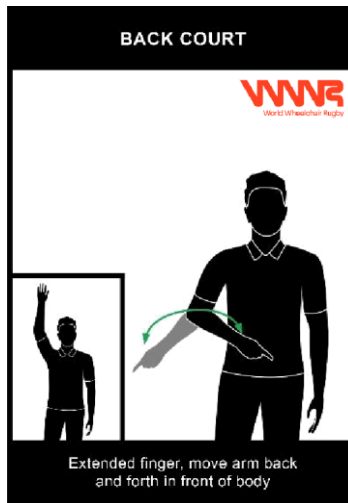
Start with straight fingers, hands angled to the floor with elbows bent. Move hands on the same angle towards the ground.

WWWR  
World Wheelchair Rugby

The illustration shows a player's hands starting at shoulder height with straight fingers and elbows bent. Green arrows indicate the hands moving downwards at the same angle as the elbows. A smaller inset shows the starting hand position.

Updated in 2021

**BACK COURT**




Extended finger, move arm back and forth in front of body

WWWR  
World Wheelchair Rugby

The illustration shows a player with one arm extended forward. A green arrow indicates the arm moving back and forth. A smaller inset shows the arm extended forward.

**OUT AND IN**

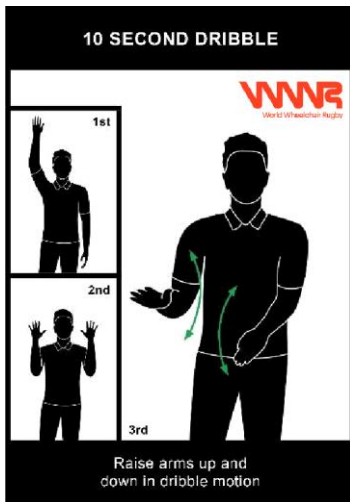


Curved palms facing one another, indicate a rocking motion back and forth

WWWR  
World Wheelchair Rugby

The illustration shows a player's hands with curved palms facing each other. A green arrow indicates a rocking motion. A smaller inset shows the hands in a different position.

**10 SECOND DRIBBLE**



1st  
2nd  
3rd

Raise arms up and down in dribble motion

WWWR  
World Wheelchair Rugby

The illustration shows three stages of a dribble motion: 1st (arms up), 2nd (arms down), and 3rd (arms up). Green arrows indicate the up-and-down motion. A smaller inset shows the 1st stage.

**10 SECOND VIOLATION**



Show ten fingers

WWWR  
World Wheelchair Rugby

The illustration shows a player with both hands held up, showing all ten fingers. A smaller inset shows the hands held up.

**12 SECONDS**



Right hand clenched fist, left hand shows two fingers

WWWR  
World Wheelchair Rugby

The illustration shows a player with a clenched fist in the right hand and two fingers extended in the left hand. A smaller inset shows the hands held up.

**40 SECONDS**

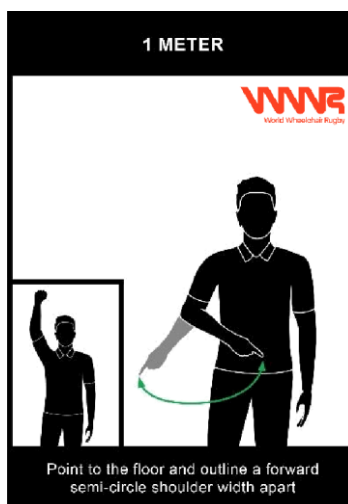


Tap shoulder three times

WWWR  
World Wheelchair Rugby

The illustration shows a player tapping their own shoulder. A green arrow indicates the tapping motion. A smaller inset shows the player's hand tapping their shoulder.

**1 METER**



Point to the floor and outline a forward semi-circle shoulder width apart

WWWR  
World Wheelchair Rugby

The illustration shows a player pointing to the floor and outlining a semi-circle with their hand. A green arrow indicates the semi-circle. A smaller inset shows the hand pointing to the floor.

**FOUR IN THE KEY**

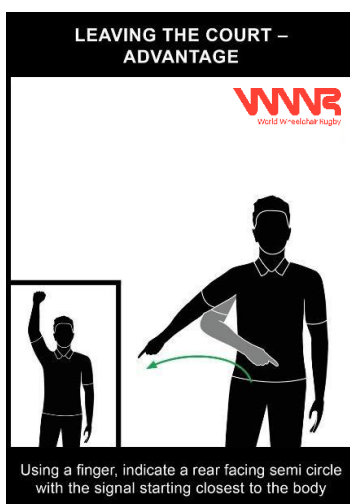



Show four fingers


WWWR  
World Wheelchair Rugby

The illustration shows a player with four fingers extended. A smaller inset shows the hands held up.

## Common Fouls



Updated 2021



Special Fouls



Updated in 2021



Updated in 2021

## Number of Players




Updated in 2021




Updated in 2021



Updated in 2021



Updated in 2021



Updated in 2021