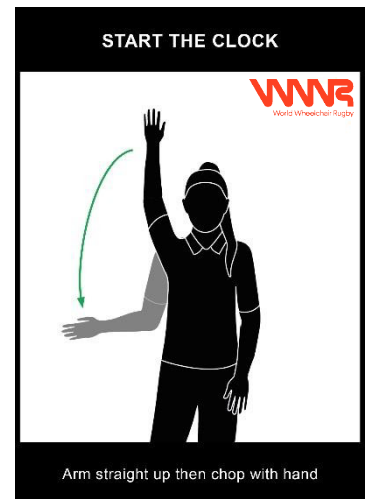


# WWR Official's Signal Document


February 2023

- The hand Signals in this document are the official hand signals for the WWR.
- All signals should be completed clearly and in sequence.
- It is important that all table officials are familiar with these signals.
- New/Updated official signals are highlighted throughout the document.


## Game Clock Signals



## Scoring and Informative



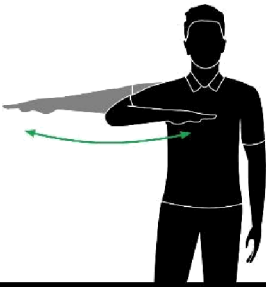
**READY SIGNAL**



**WWR**  
World Wheelchair Rugby

Thumb up

**VISIBLE COUNT**



**WWR**  
World Wheelchair Rugby

Counting while moving the palm

**DIRECTION OF PLAY AND OUT-OF-BOUNDS**



**WWR**  
World Wheelchair Rugby

Point in new direction of play with two fingers

**IN-BOUND LOCATION**



**WWR**  
World Wheelchair Rugby

Pointing to floor with two fingers

**HELD BALL**



**WWR**  
World Wheelchair Rugby

Thumbs up, then point in direction of play

**40 SECOND CLOCK RESET**



**WWR**  
World Wheelchair Rugby

Extend index finger, rotate hand


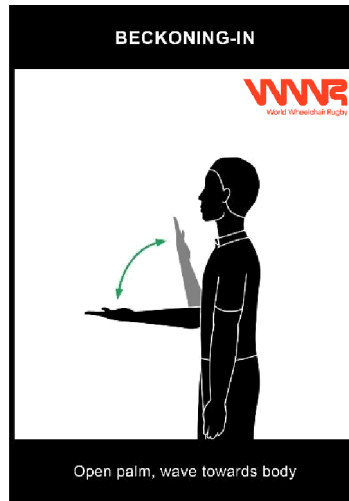
**BENCH INDICATION**



**WWR**  
World Wheelchair Rugby

Open palm pointed towards team bench

## Time Outs and Substitutions



# Violations

**PHYSICAL ADVANTAGE**

Start with straight fingers, hands angled to the floor with elbows bent. Move hands on the same angle towards the ground.

**BACK COURT**

Extended finger, move arm back and forth in front of body

**OUT AND IN**

Curved palms facing one another, indicate a rocking motion back and forth

**10 SECOND DRIBBLE**

Raise arms up and down in dribble motion

**10 SECOND VIOLATION**

Show ten fingers

**12 SECONDS**

Right hand clenched fist, left hand shows two fingers

**40 SECONDS**

Tap shoulder three times

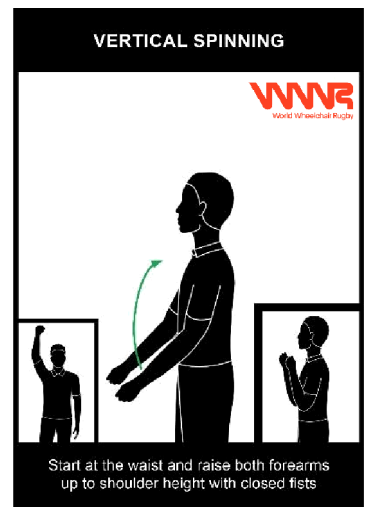
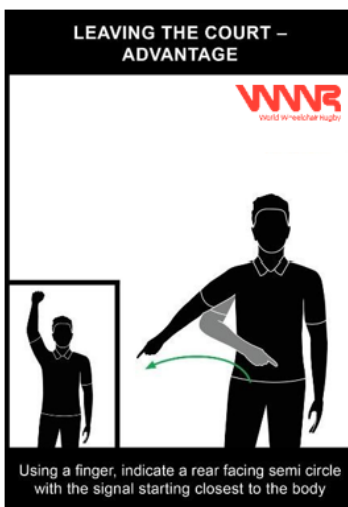

**1 METER**


Point to the floor and outline a forward semi-circle shoulder width apart

**FOUR IN THE KEY**


Show four fingers

## Common Fouls





**Special Fouls**



## Number of Players

NUMBERS 1-5

WWR  
World Wheelchair Rugby

Show one to five fingers

NUMBERS 6-10

WWR  
World Wheelchair Rugby

Right hand shows number five,  
left hand shows one to five fingers

NUMBERS 11-15

WWR  
World Wheelchair Rugby

Right hand shows clenched fist,  
left hand shows one to five fingers

NUMBERS 20+

WWR  
World Wheelchair Rugby

THEN

Example of how to signal the number 20

NUMBERS 20+

WWR  
World Wheelchair Rugby

THEN


Example of how to signal the number 34

## Reporting to the Score Bench and Penalty Box

The referee must run towards the score bench or penalty box and stop, taking position so that the scorer has a clear unobstructed view of the official, signal very clearly and slowly, with a strong loud voice.

### Example 1: Reporting a time out to the Score Bench

- Step 1. Indicate Bench/Colour
- Step 2. Indicate player number
- Step 3. Signal Time-out



### Example 2 Reporting Common Foul to the Penalty Box

- Step 1. Indicate Bench/Colour
- Step 2. Indicate player number
- Step 3. Indicate the foul type
- Step 4. If applicable signal subs and time outs to the score bench



### Example 3 Reporting Flagrant Foul to the Penalty Box

Step 1. Indicate Bench/Colour

Step 2. Indicate player number

Step 3. Indicate the Flagrant foul signal

Step 4. Indicate the number of penalties to be served

